

CHAPTER

52

DOORS

For training purposes only!

CHAPTER 52
DOORS

CH-SC-SU	Schem	Page	Sheet	Date	CH-SC-SU	Schem	Page	Sheet	Date
52-EFFECTIVE PAGES									
		1		Mar 07/2012					
		2		BLANK					
52-CONTENTS									
		1		May 09/2011					
		2		BLANK					
52-ALPHABETICAL INDEX									
		1		May 02/2008					
		2		BLANK					
52-51-11									
		101		Jan 11/2006					
		102		May 02/2008					
52-71-11									
		101		Jun 30/2009					
52-71-12									
		101		Jan 11/2006					
52-71-13									
		101	1	Jun 30/2009					
			2	May 09/2011					
52-71-14									
		101	1	Jun 30/2009					
			2	Jun 30/2009					

A = Added, R = Revised, D = Deleted, O = Overflow

52-EFFECTIVE PAGES

Page 1
Mar 07/2012

D280A238

BOEING PROPRIETARY - Copyright © Unpublished Work - See title page for details

**CHAPTER 52
DOORS**

Title	CH-SC-SU	Schem	Page	Sheet	Date	Effectivity
<u>CREW DOOR</u>						
CONTROL CABIN DOOR LOCK	52-51-11		101		Jan 11/2006	YD001-YD006
			102		May 02/2008	YD007-YD020
<u>DOOR WARNING SYSTEM</u>						
DOOR WARNING SYSTEM - ENTRY AND SERVICE	52-71-11		101		Jun 30/2009	YD001-YD007
DOOR WARNING SYSTEM - CARGO AND EQUIPMENT	52-71-12		101		Jan 11/2006	ALL
DOOR WARNING - LEFT OVERWING	52-71-13		101	1	Jun 30/2009	ALL
				2	May 09/2011	ALL
DOOR WARNING - RIGHT OVERWING	52-71-14		101	1	Jun 30/2009	ALL
				2	Jun 30/2009	ALL

52-CONTENTS

Page 1
May 09/2011

D280A238

BOEING PROPRIETARY - Copyright © Unpublished Work - See title page for details

CHAPTER 52 DOORS

CH-SC-SU	Title	CH-SC-SU	Title
52-51-11	CONTROL CABIN DOOR LOCK		
52-71-13	DOOR WARNING - LEFT OVERWING		
52-71-14	DOOR WARNING - RIGHT OVERWING		
52-71-12	DOOR WARNING SYSTEM - CARGO AND EQUIPMENT		
52-71-11	DOOR WARNING SYSTEM - ENTRY AND SERVICE		

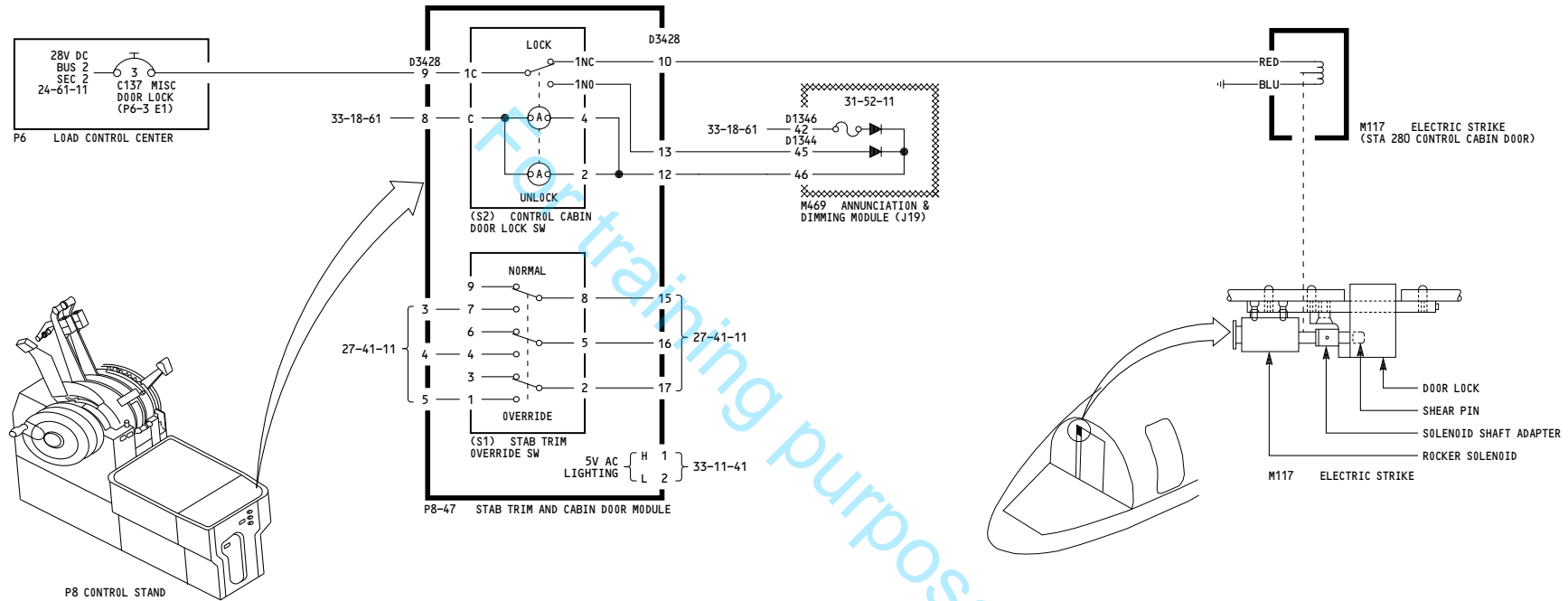
52-ALPHABETICAL INDEX

D280A238

BOEING PROPRIETARY - Copyright © Unpublished Work - See title page for details

Page 1
May 02/2008

-H
1



YD001-YD006

CONTROL CABIN DOOR LOCK

D280A238

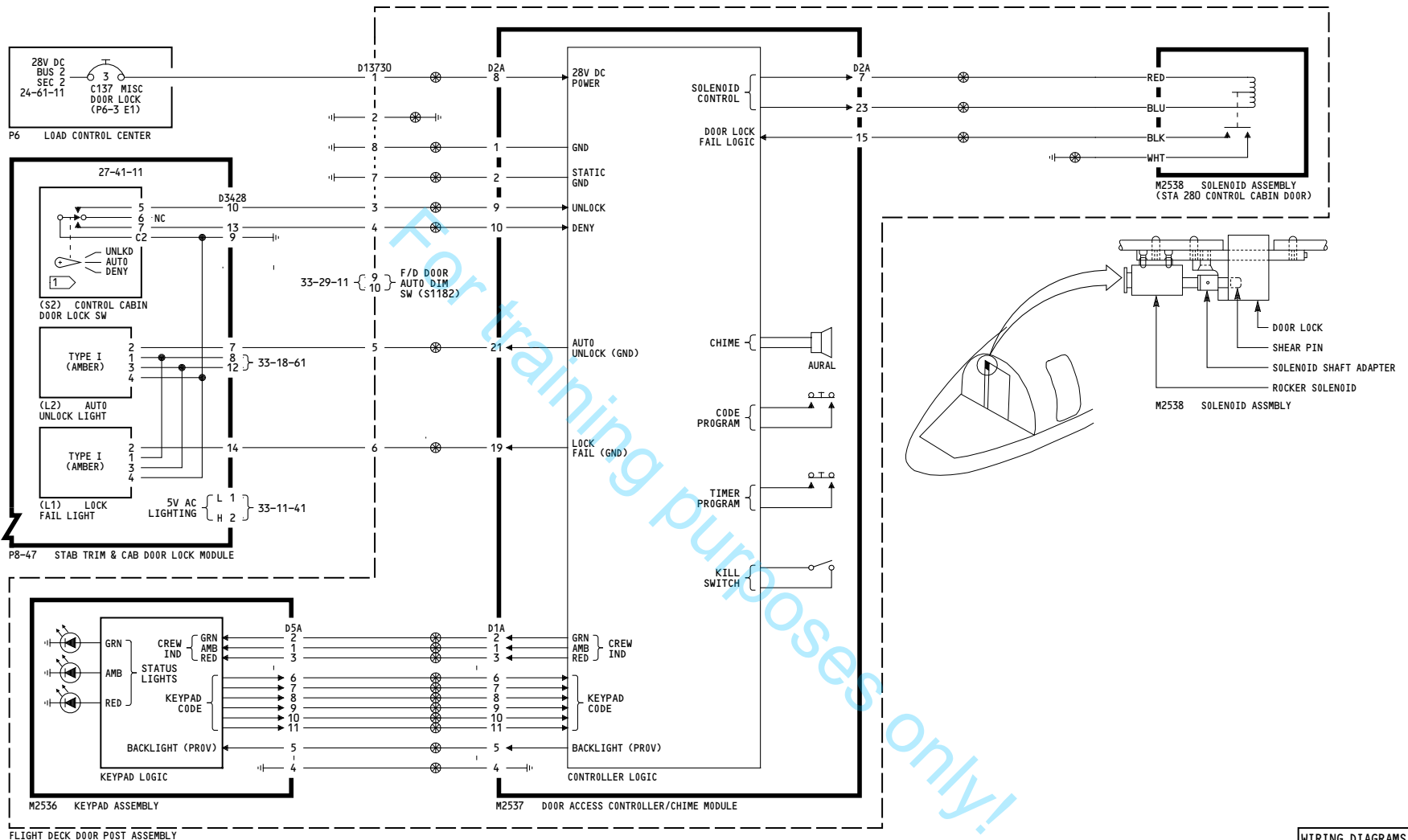
WIRING DIAGRAMS
52-51-11

52-51-11

Page 101

Jan 11/2006

-B
2



NOTES:
1. PRESS & ROTATE TO UNLOCK.

YD007-YD020

CONTROL CABIN DOOR LOCK

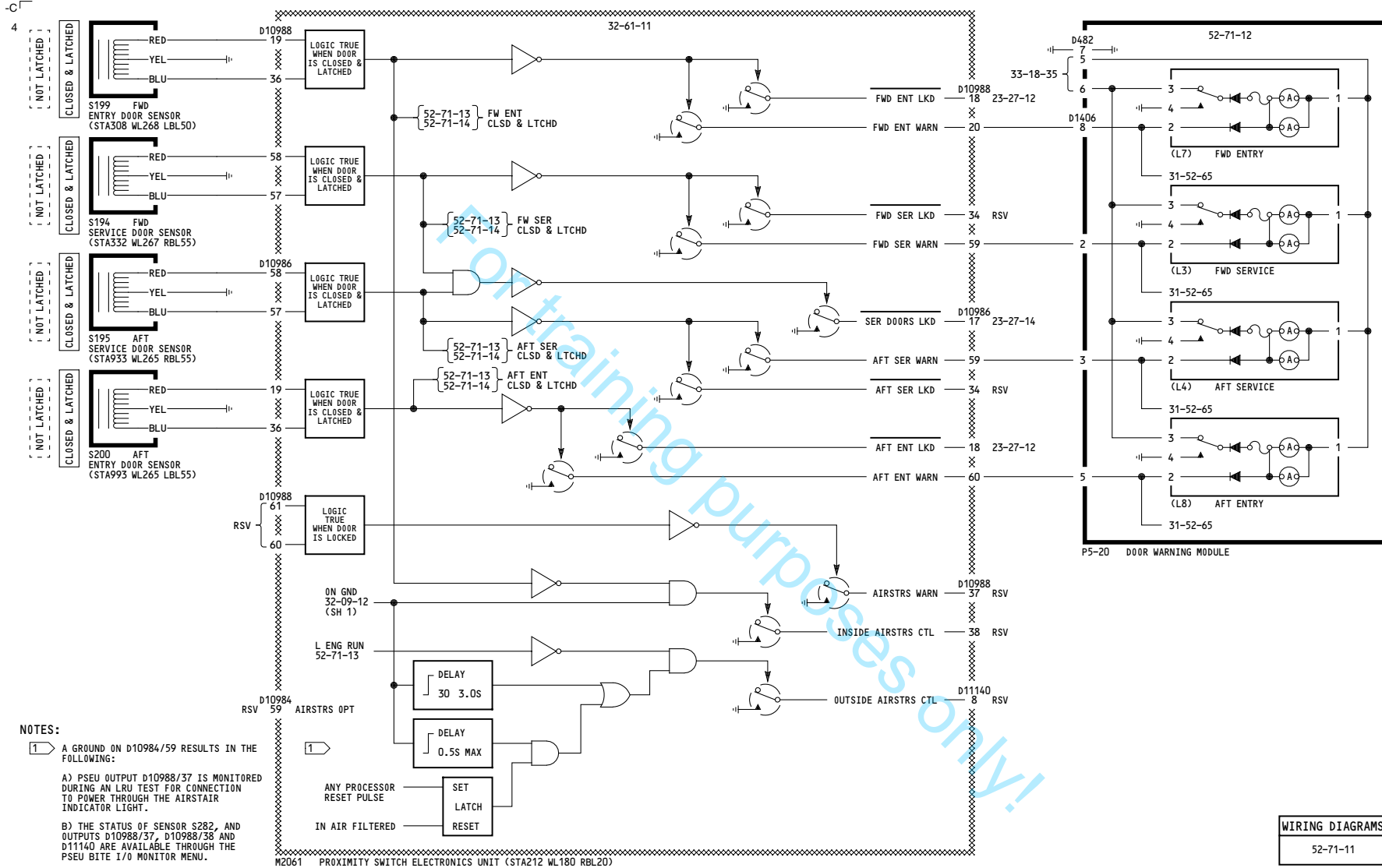
D280A238

WIRING DIAGRAMS
52-51-11

52-51-11

Page 102

May 02/2008



YD001-YD007

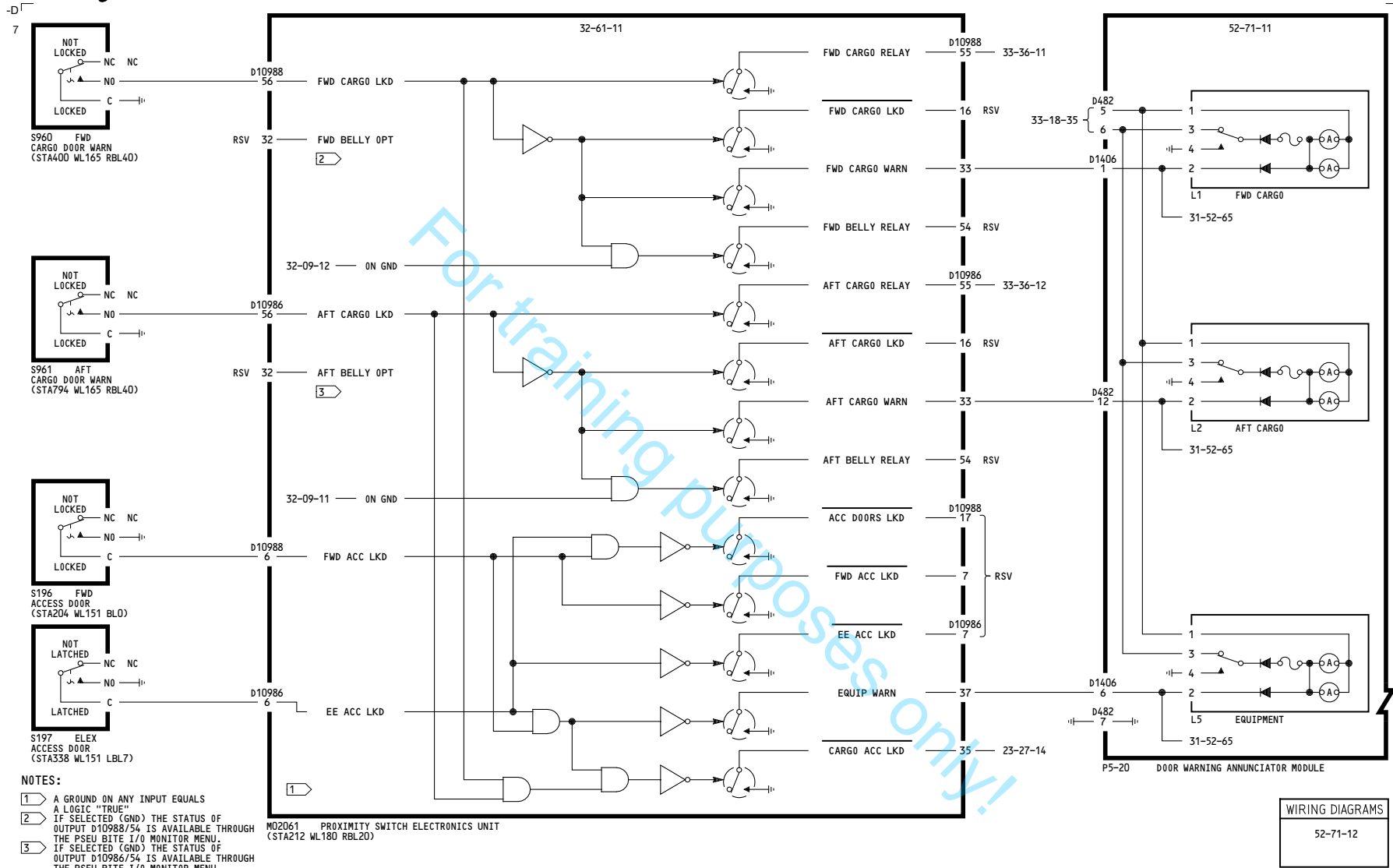
**DOOR WARNING SYSTEM -
ENTRY AND SERVICE**

D280A238

52-71-11

Page 101

Jun 30/2009



**DOOR WARNING SYSTEM -
CARGO AND EQUIPMENT**

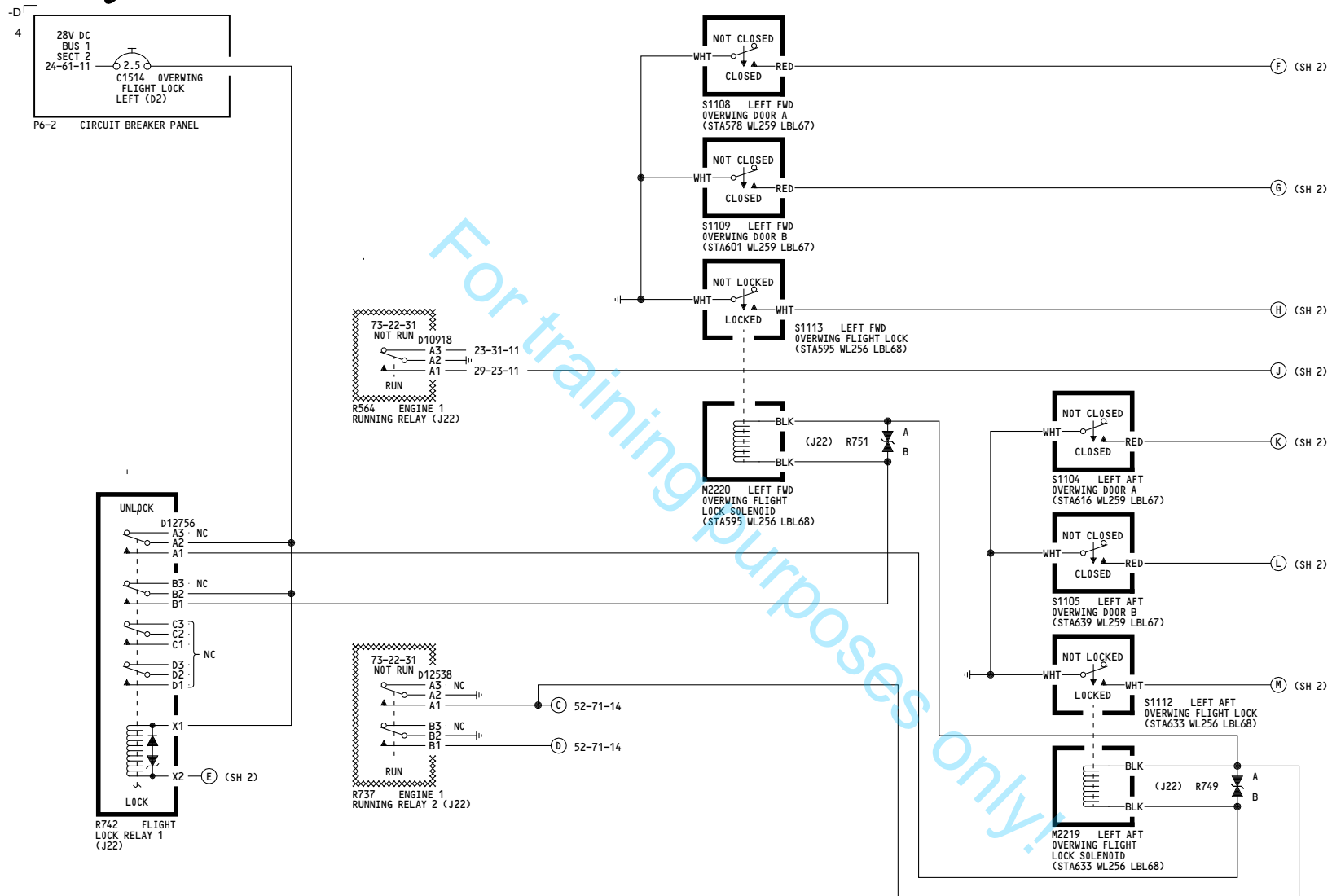
D280A238

52-71-12

Page 101

Jan 11/2006

THIS PAGE INTENTIONALLY LEFT BLANK

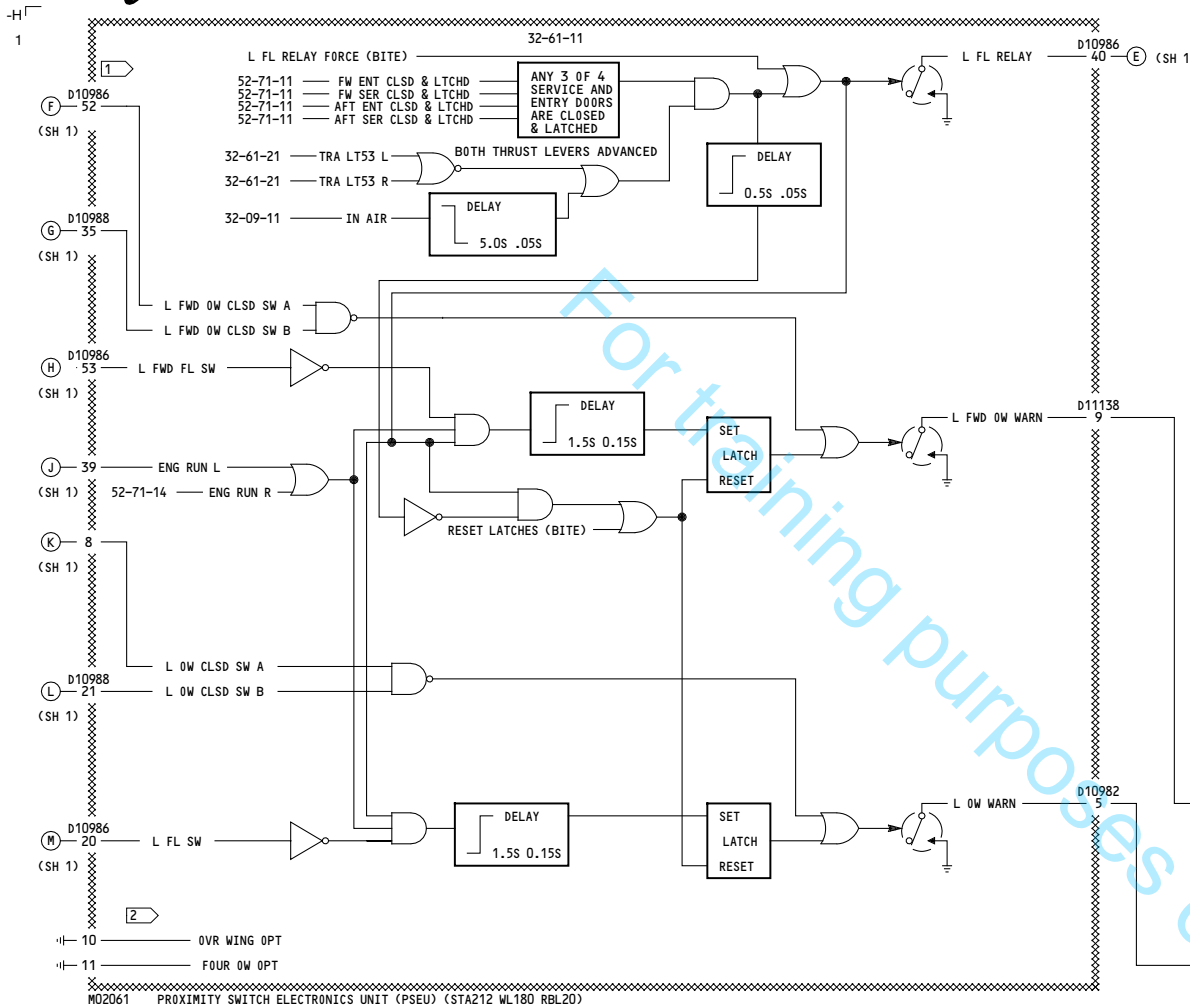


WIRING DIAGRAMS

52-71-13

Page 101
Sheet 1
Jun 30/2009

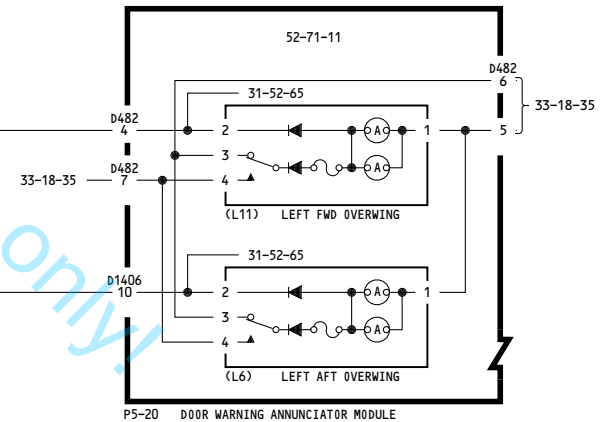
WIRING DIAGRAMS 52-71-13



NOTES:

- 1 A GROUND ON ANY INPUT EQUALS A LOGIC "TRUE".
- 2 SEE TABLE

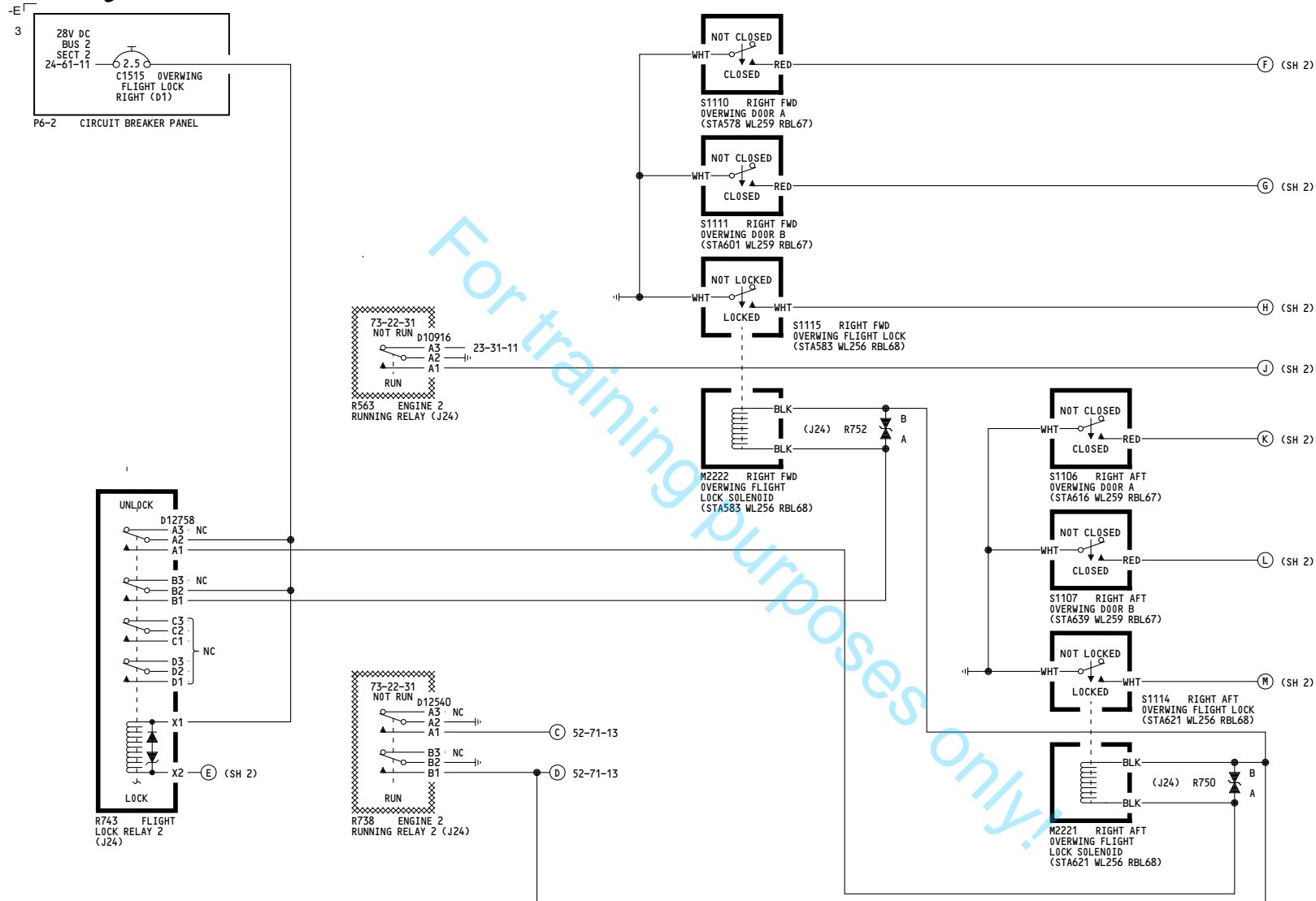
OVER WING OPT D10986/10	FOUR OW OPT D10986/11	/MDCD OPT D10984/18 (32-61-21 SH 2)	AIRPLANE CONFIGURATION	BITE EFFECT
GROUND	GROUND	GROUND	AIRPLANE WITH FOUR OVERWING EXIT DOORS (-800/-900)	IF OPTION PINS ARE NOT PROPERLY SELECTED, THE STATUS OF SOME I/O MAY NOT BE AVAILABLE THROUGH THE PSEU BITE I/O MONITOR.
GROUND	GROUND	OPEN CIRCUIT	MDCD AIRPLANE WITH TWO OVERWING EXIT DOORS (-700C)	
GROUND	OPEN CIRCUIT	GROUND	AIRPLANE WITH TWO OVERWING EXIT DOORS (-600/-700)	
OPEN CIRCUIT	GROUND	OPEN CIRCUIT	MDCD AIRPLANE WITHOUT OVERWING EXIT DOORS	N/A
OPEN CIRCUIT	OPEN CIRCUIT	GROUND	AIRPLANE WITHOUT OVERWING EXIT DOORS OR MDCD	
GROUND	OPEN CIRCUIT	OPEN CIRCUIT	INVALID	
OPEN CIRCUIT	GROUND	GROUND	INVALID	"INVALID OPT PINS" FAULT.
OPEN CIRCUIT	OPEN CIRCUIT	OPEN CIRCUIT	INVALID	



ALL	DOOR WARNING - LEFT OVERWING
	D280A238

52-71-13

Page 101
Sheet 2
May 09/2011



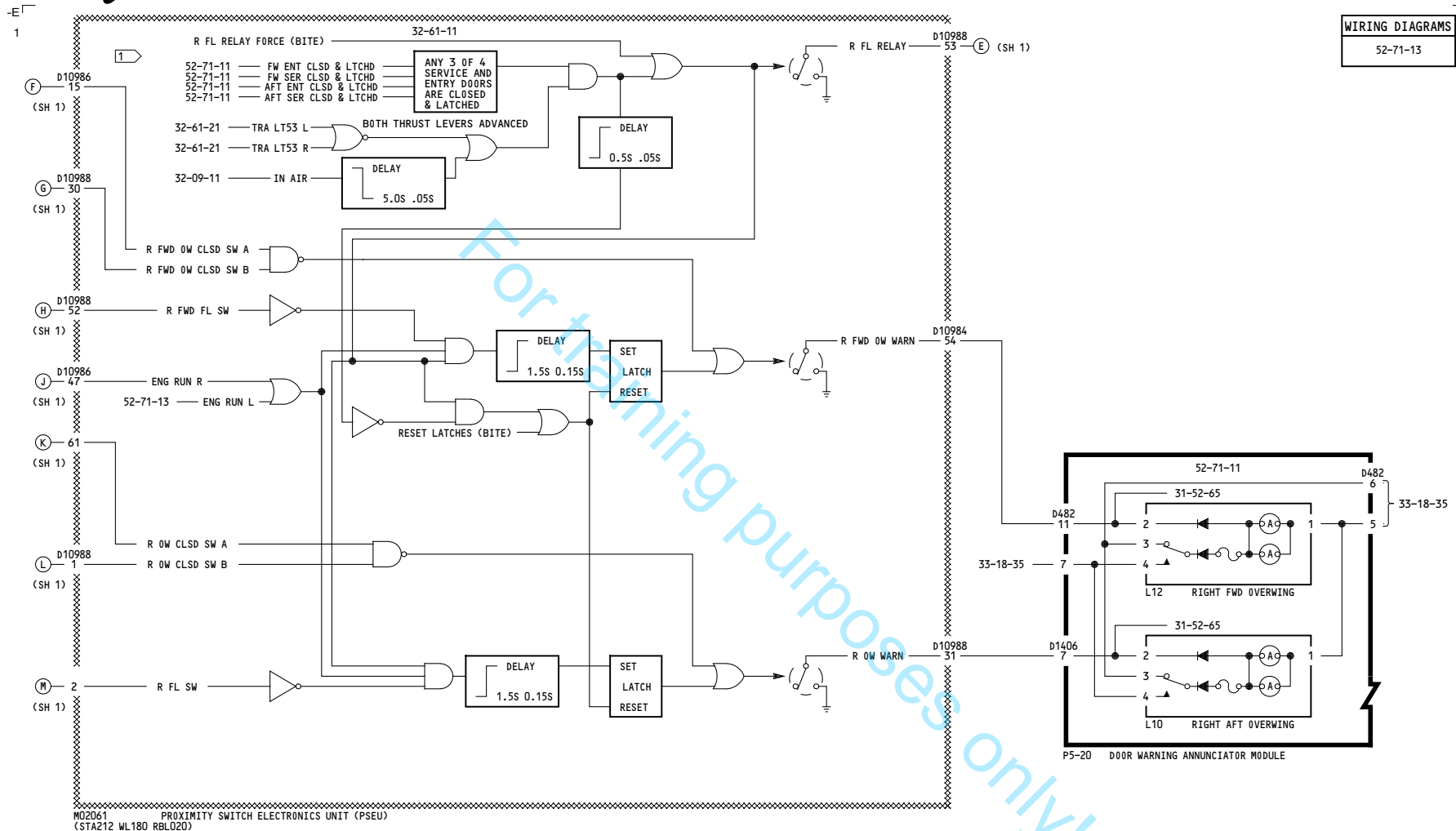
WIRING DIAGRAMS

**DOOR WARNING -
RIGHT OVERWING**

52-71-14

Page 101
Sheet 1
Jun 30/2009

D280A238



NOTES:

1 A GROUND ON ANY INPUT
EQUALS A LOGIC "TRUE".

ALL	DOOR WARNING - RIGHT OVERWING
	D280A238

52-71-14

Page 101
Sheet 2
Jun 30/2009